

# RAILROAD COMMISSION OF TEXAS

JIM WRIGHT, *CHAIRMAN*  
CHRISTI CRADDICK, *COMMISSIONER*  
WAYNE CHRISTIAN, *COMMISSIONER*

**INTERNAL**  
OIL AND GAS DIVISION  
DAVID LINDLEY  
ASSISTANT DIRECTOR, FIELD OPERATIONS

---

## MEMORANDUM

March 16, 2026

**MEMORANDUM TO:** Chairman Jim Wright  
Commissioner Christi Craddick  
Commissioner Wayne Christian

**FROM:** David Lindley  
Assistant Director, Oil and Gas Division  
Field Operations


**SUBJECT:** Field Operations Section  
Monthly Report of State Managed Well Plugging Activities  
February 2026, FY 2026

Attached is the monthly report titled "State Managed Well Plugging Activities" for the Field Operations Section of the Oil and Gas Division. This report contains the following:

1. Monthly and cumulative performance measure summaries of the state managed well plugging activities of this Section.
2. Summary graphs of wells plugged, cost of wells plugged, number of salvage operations, and salvage proceeds.

The information contained in this report includes only those wells that have been physically plugged, invoiced by the plugging contractor, and approved for payment by Field Operations. Plugging operations are tracked daily to monitor the progress in meeting the FY 2026 workplan goal of plugging 1,700 wells. As of February 28, 2026, a total of 1,044 wells have been physically plugged, though not all of them have yet been invoiced and approved for payment.

KCW  
Attachments

  
\_\_\_\_\_  
David Lindley  
Assistant Director, Oil and Gas Division  
Field Operations

cc: (via email)  
Wei Wang, Executive Director  
Danny Sorrells, Director, Oil & Gas Division  
Megan Neal, Director, Office of General Counsel-Enforcement  
Paul Delaney, Internal Auditor  
Christian Goff, Director, Communications  
Matt Cope, Director, Government Relations  
Jacquelyn Hill, Office of the Governor  
District Directors

RAILROAD COMMISSION OF TEXAS  
Oil and Gas Division  
Field Operations Section  
Monthly State Managed Plugging Activities  
February 2026

Outcome Measure: Percentage of Known Orphaned Wells Plugged with the Use of State Funds (State Managed Plugging/Orphaned Wells).

February	1.31 %
Fiscal Year-to-date	6.70 %
Performance Measure Goal	17.5 %

Output Measure: Number of Orphaned Wells Plugged with the Use of State Funds.

February	158
Fiscal Year-to-date	810
Performance Measure Goal	1,700

Output Measure: Total Aggregate Plugging Depth of Wells Plugged with the Use of State Funds.

February	486,979
Fiscal Year-to-date	2,453,667
Performance Measure Goal	3,500,000

Efficiency Measure: Average Number of Days to complete a State Managed Well Plugging. From Contract Award Date

February	43.1
Fiscal Year-to-date	43.3
Performance Measure Goal	50

Explanatory Measure: Number of Orphaned Wells Approved for Plugging with the Use of State Funds.

February	138
Fiscal Year-to-date	671
Performance Measure Goal	2,000

Explanatory Measure: Number of Known Orphaned Wells in Non-compliance with the Commission's Plugging Rule.

February	12,087
Performance Measure Goal	8,500

Explanatory Measure: Number of Wells Plugged, by Operators, Without the Use of State Funds.

February	547
Fiscal Year-to-date	3,703
Performance Measure Goal	7,000

Explanatory measure: Percentage of Active Well Operators Who Have More Than 25% of Their Wells Inactive.

February	46.5 %
Performance Measure Goal	47.0 %

Explanatory measure: Numbered shut-in/inactive wells.

February	159,029
Performance Measure Goal	149,000

**RAILROAD COMMISSION OF TEXAS**  
**Oil Field Cleanup**

**Monthly State-Funded Plugging, Pollution Abatement and Salvage Activities**  
**Commissioners Report**  
**02/01/2026 to 02/28/2026**

**State-Funded Plugging Activities**

Number of wells approved for plugging this month	138
Estimated cost of approvals	\$ 8,066,300.00
Number of wells approved for this fiscal year	671
Number of approved wells remaining to plug	3669
Estimated cost to plug remaining approvals	\$ 206,239,256.84
Number of pluggings completed this month	158
Total cost to plug wells completed this month	\$ 11,444,462.68
Number of pluggings completed this fiscal year	810
Cost of pluggings completed this fiscal year	\$ 40,391,324.32

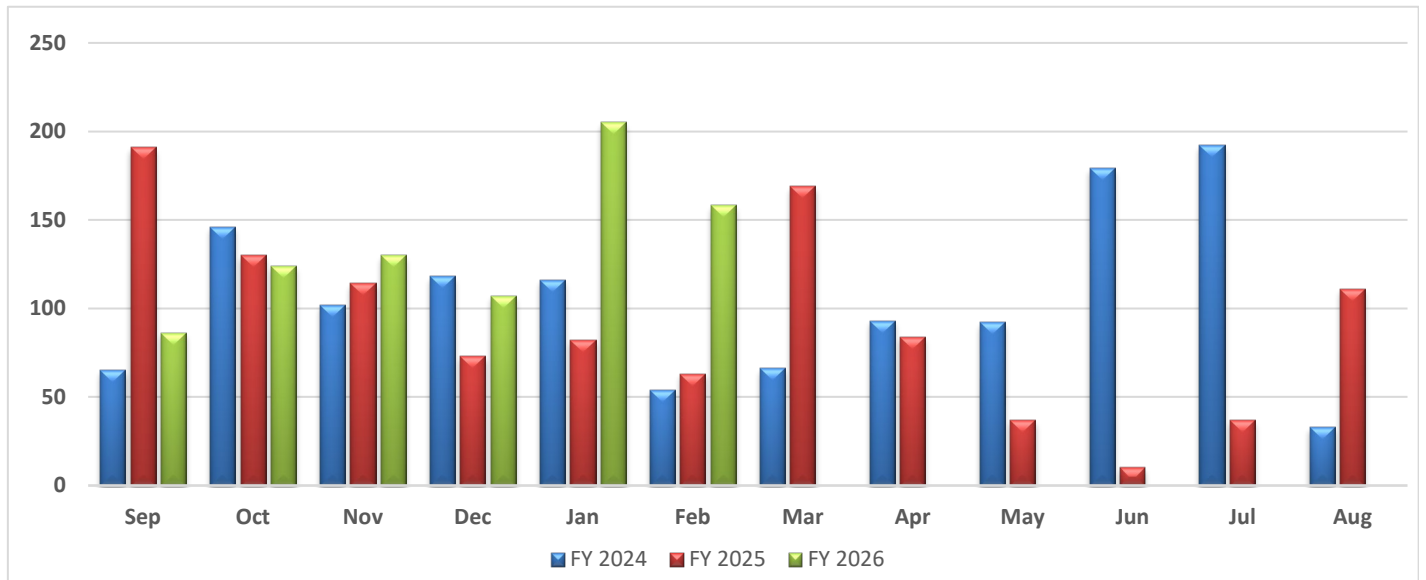
**Pollution Abatement Activities**

Number of pollution abatements approved this month	3
Estimated cost of approvals	\$ 190,000.00
Number of pollution abatements approved for this fiscal year	31
Number of pollution abatements remaining	101
Estimated cost to pollution abatements remaining	\$ 1,037,160.00
Number of pollution abatements completed this month	4
Total cost of pollution abatements completed this month	\$ 830,567.36
Number of pollution abatements completed this fiscal year	15
Cost of pollution abatements completed this fiscal year	\$ 920,417.99

**Salvage Activities**

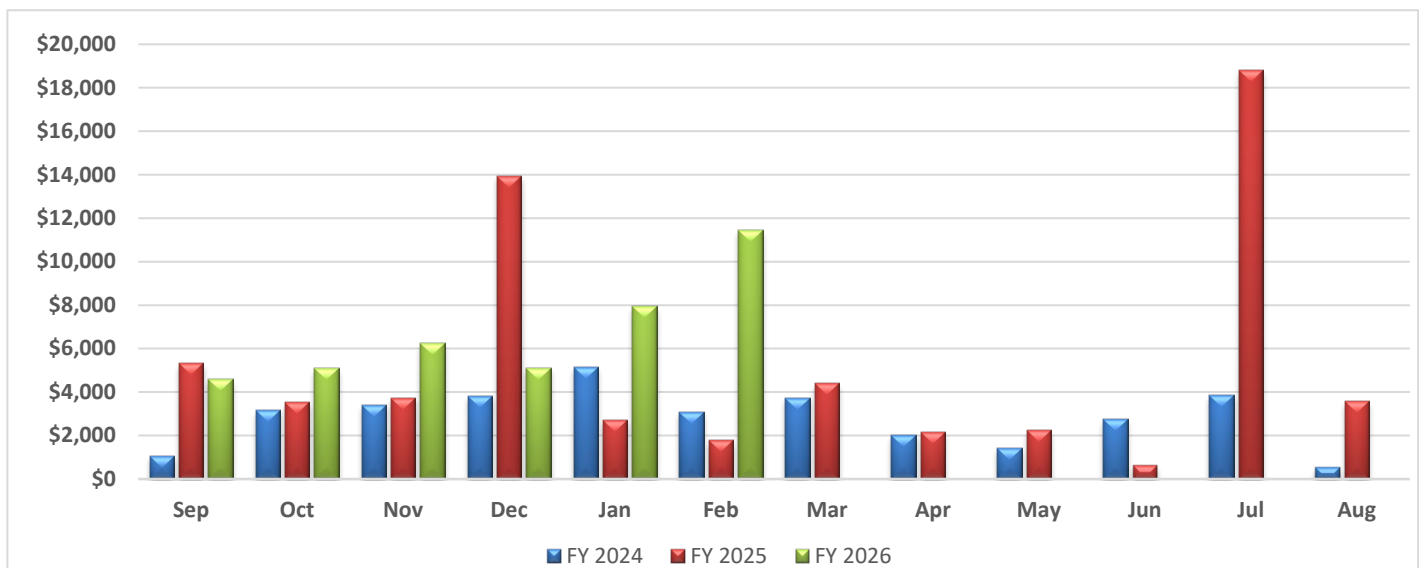
Number of salvage activities completed this month	74
Total proceeds received this month	\$ 326,906.64
Number of salvage activities completed this fiscal year	228
Total proceeds received this year	\$ 1,116,962.33

## State Managed Well Plugging Program Monthly Wells Plugged February 2026



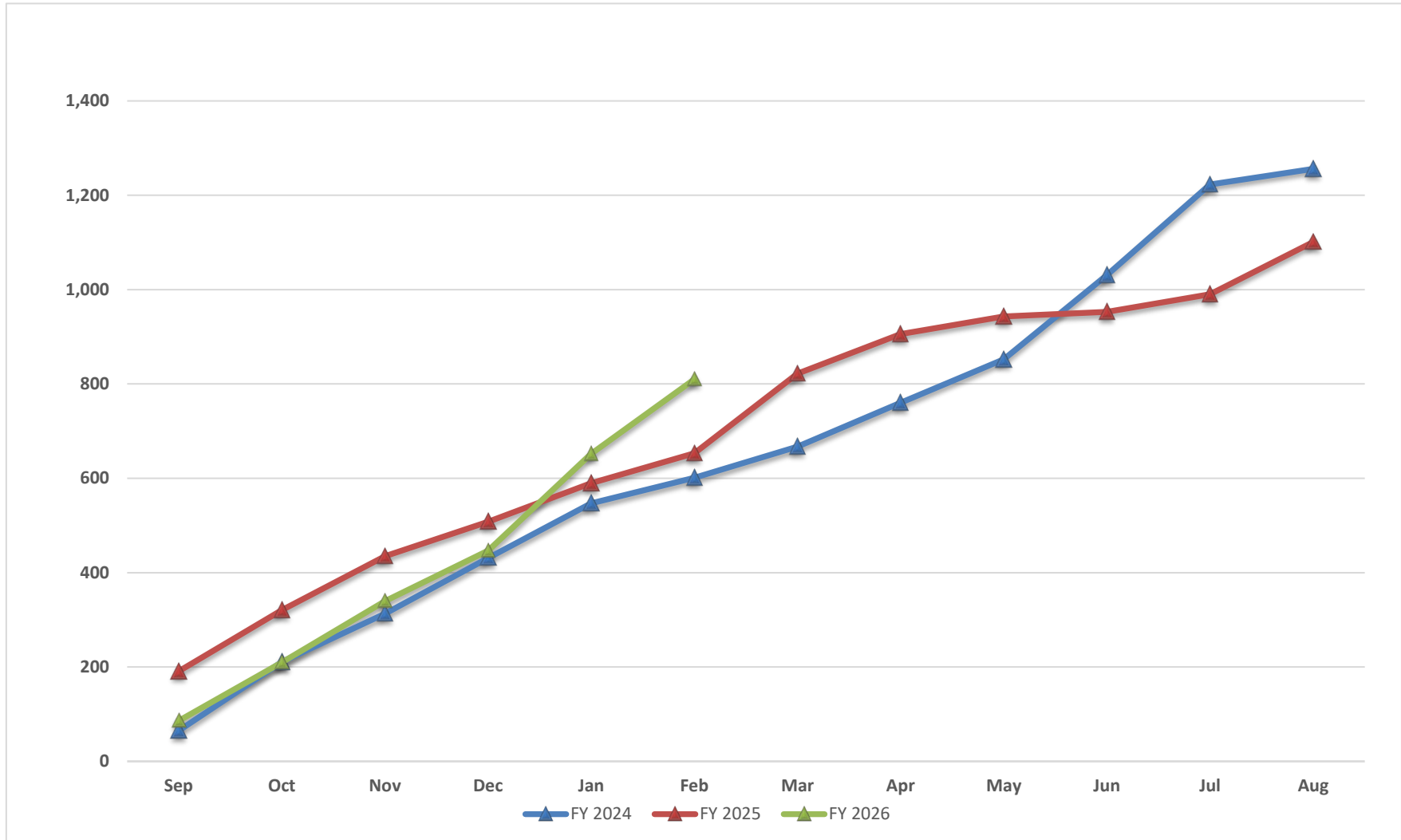
	Sep	Oct	Nov	Dec	Jan	Feb	Mar	Apr	May	Jun	Jul	Aug	Tot
FY 2024	65	146	102	118	116	54	66	93	92	179	192	33	1,256
FY 2025	191	130	114	73	82	63	169	84	37	10	37	111	1,101
FY 2026	86	124	130	107	205	158							810

## State Managed Well Plugging Program Monthly Cost of Wells Plugged February 2026



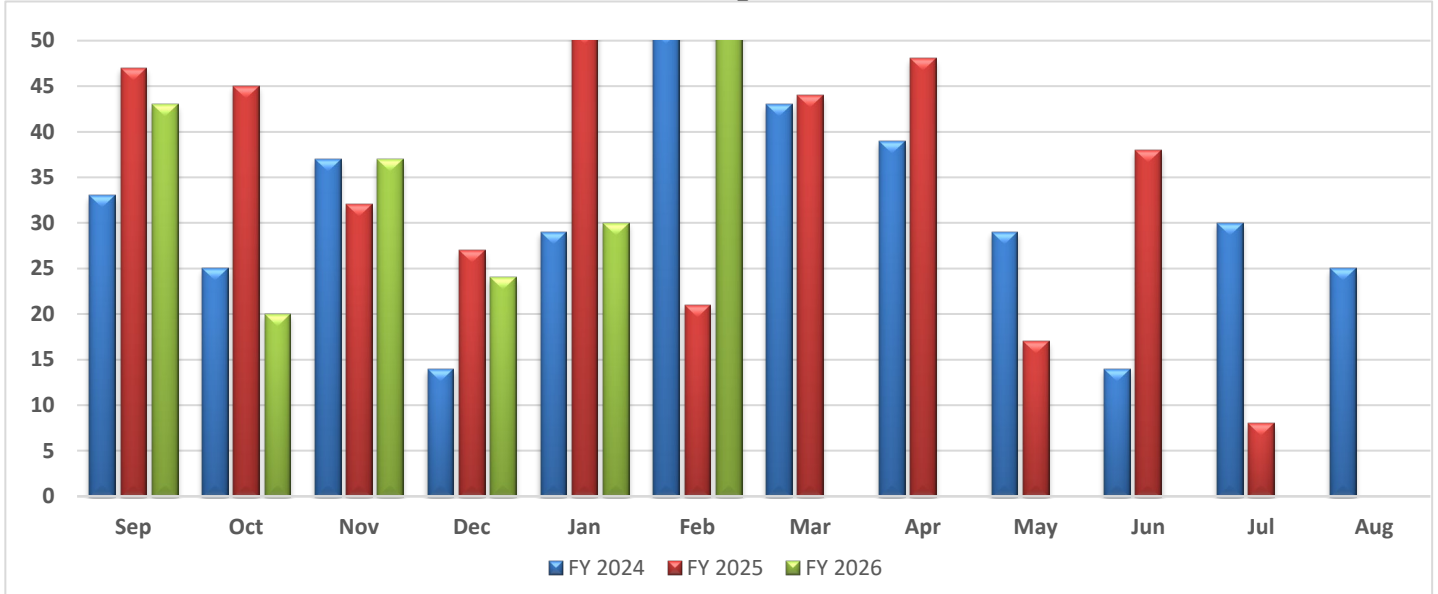
\$M	Sep	Oct	Nov	Dec	Jan	Feb	Mar	Apr	May	Jun	Jul	Aug	Tot
FY 2024	\$1,065	\$3,140	\$3,400	\$3,822	\$5,161	\$3,090	\$3,730	\$2,017	\$1,417	\$2,760	\$3,849	\$550	\$34,001
FY 2025	\$5,321	\$3,515	\$3,728	\$13,952	\$2,712	\$1,785	\$4,389	\$2,174	\$2,240	\$638	\$18,824	\$3,553	\$62,830
FY 2026	\$4,571	\$5,092	\$6,228	\$5,104	\$7,952	\$11,444							\$40,391

# State Managed Well Plugging Program Cumulative Wells Plugged February 2026



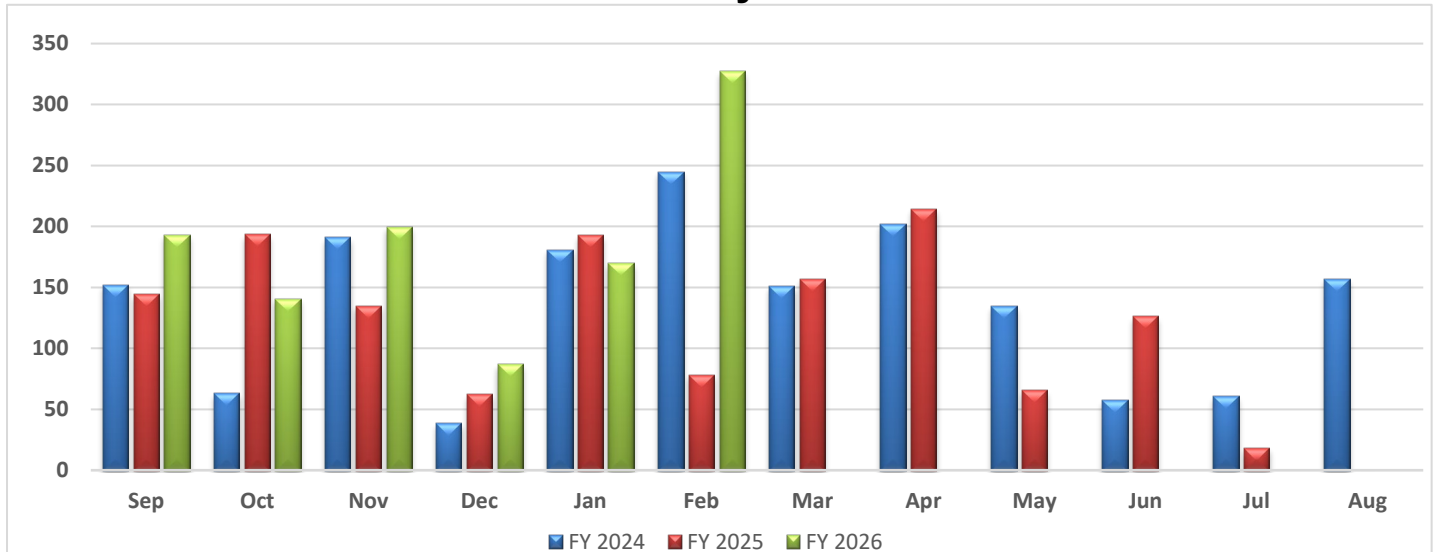
	Sep	Oct	Nov	Dec	Jan	Feb	Mar	Apr	May	Jun	Jul	Aug
FY 2024	65	211	313	431	547	601	667	760	852	1,031	1,223	1,256
FY 2025	191	321	435	508	590	653	822	906	943	953	990	1,101
FY 2026	86	210	340	447	652	810						

## State Managed Well Plugging Program Monthly Salvage Operations February 2026



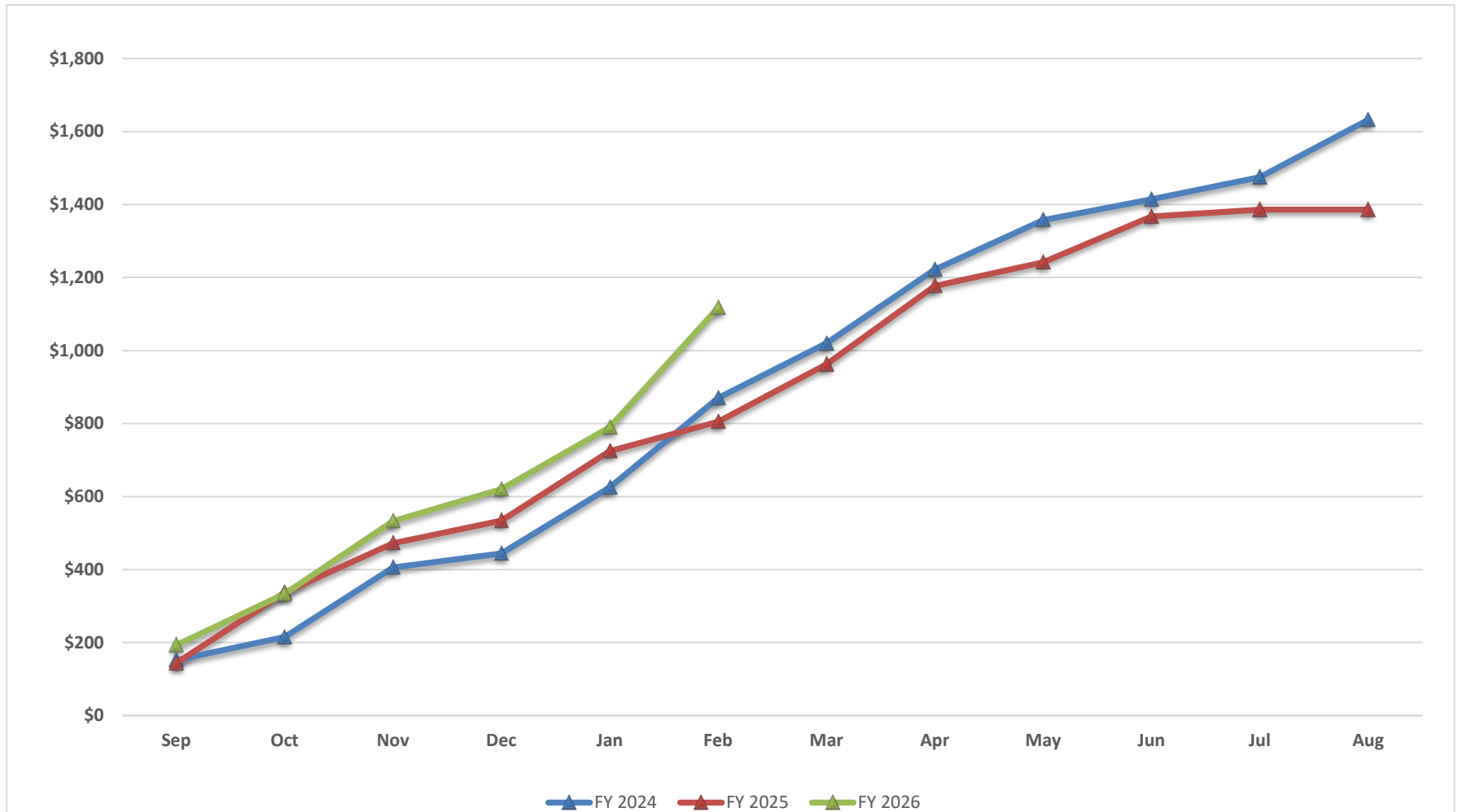
	Sep	Oct	Nov	Dec	Jan	Feb	Mar	Apr	May	Jun	Jul	Aug	Tot
<b>FY 2024</b>	33	25	37	14	29	51	43	39	29	14	30	25	364
<b>FY 2025</b>	47	45	32	27	51	21	44	48	17	38	8	0	369
<b>FY 2026</b>	43	20	37	24	30	74							228

## State Managed Well Plugging Program Monthly Salvage Proceeds February 2026



\$M	Sep	Oct	Nov	Dec	Jan	Feb	Mar	Apr	May	Jun	Jul	Aug	Tot
<b>FY 2024</b>	\$152	\$63	\$191	\$39	\$181	\$245	\$151	\$202	\$135	\$57	\$61	\$157	\$1,632
<b>FY 2025</b>	\$144	\$193	\$135	\$62	\$193	\$78	\$157	\$214	\$65	\$126	\$18	\$0	\$1,386
<b>FY 2026</b>	\$193	\$141	\$200	\$87	\$170	\$327							\$1,117

## State Managed Well Plugging Program Cumulative Salvage Proceeds February 2026



\$M	Sep	Oct	Nov	Dec	Jan	Feb	Mar	Apr	May	Jun	Jul	Aug
<b>FY 2024</b>	<b>\$152</b>	<b>\$215</b>	<b>\$406</b>	<b>\$444</b>	<b>\$625</b>	<b>\$870</b>	<b>\$1,020</b>	<b>\$1,222</b>	<b>\$1,357</b>	<b>\$1,414</b>	<b>\$1,475</b>	<b>\$1,632</b>
<b>FY 2025</b>	<b>\$144</b>	<b>\$338</b>	<b>\$472</b>	<b>\$534</b>	<b>\$724</b>	<b>\$805</b>	<b>\$962</b>	<b>\$1,176</b>	<b>\$1,242</b>	<b>\$1,367</b>	<b>\$1,386</b>	<b>\$1,386</b>
<b>FY 2026</b>	<b>\$193</b>	<b>\$334</b>	<b>\$533</b>	<b>\$620</b>	<b>\$790</b>	<b>\$1,117</b>						